

**3<sup>rd</sup> Public Meeting  
Ohura Water Supply  
Ohura Community Hall  
11 June 2014  
4.00pm**



# Introduction

## Purpose

To explain the process going forward

The Formal Consultation Process as per the Local Government Act will be when we send out the Proposal (6 weeks prior to the Referendum)

This will include all the information required



# Decision

- ▶ Council has made a resolution to work towards a referendum.
- ▶ The referendum will be on closing the current water treatment plant.



# Process - Overview

- ▶ June/July - Staff to assess each property serviced by the water treatment plant
- ▶ August/September - Write and produce all necessary reports for the community
- ▶ Mid September - All residents and ratepayers will receive hard copies of all the reports
- ▶ Early November – Public meeting
- ▶ Later November - Referendum
- ▶ Decision notified when the results are in (within a week)



# Process – more details

## ▶ **What needs to be achieved:**

- ▶ Make sure everyone is on the electoral roll or they will not be able to vote.
- ▶ Contact all ratepayers, residents and ratepayers regarding individual assessments of properties and to answer any questions and to work through concerns.
- ▶ Analysis of what needs to be done for each individual property
- ▶ Information distributed
- ▶ Referendum set up and run (postal)



# After the referendum

## ▶ IF:

- The community decide to close the Water Treatment Plant (and this **IS a Community, not Council, decision**)

## ▶ THEN:

- The community has until 30 June 2016 to put in a water tank. WTP will close on that date.
- Between 1 July 2015 and 30 June 2016, people can go off the water scheme.
  - Water rates will be only paid up to the time you choose to go off the scheme (by quarter)



# After the referendum – part 2

## ▶ IF

- The community does not choose to close the WTP

## ▶ THEN

- Status quo:
- Council will need to relook at its options



# Cost of providing water

- ▶ The issue for Ohura is affordability of the current water scheme
- ▶ Currently: Council **DOES NOT** include depreciation in the cost to ratepayers
- ▶ If the Water Scheme is to remain, then this will need to be added
- ▶ Also there are some capital works needed (pipes)





# Example: Ohura Average rates

Ohura Urban	2013/14	Draft 2014/15	Proposed 2015/16
CV \$60,000			
Land Transport	72	73	75
Capital Value Rate	99	108	111
UAGC	475	513	528
<b>Water Supply</b>	<b>1,221</b>	<b>1,557</b>	<b>1,612</b>
RTO	20	23	23
Waste Management	34	41	42
Total Ohura Urban	1,920	2,314	2,392

What Depreciation  
added would look like



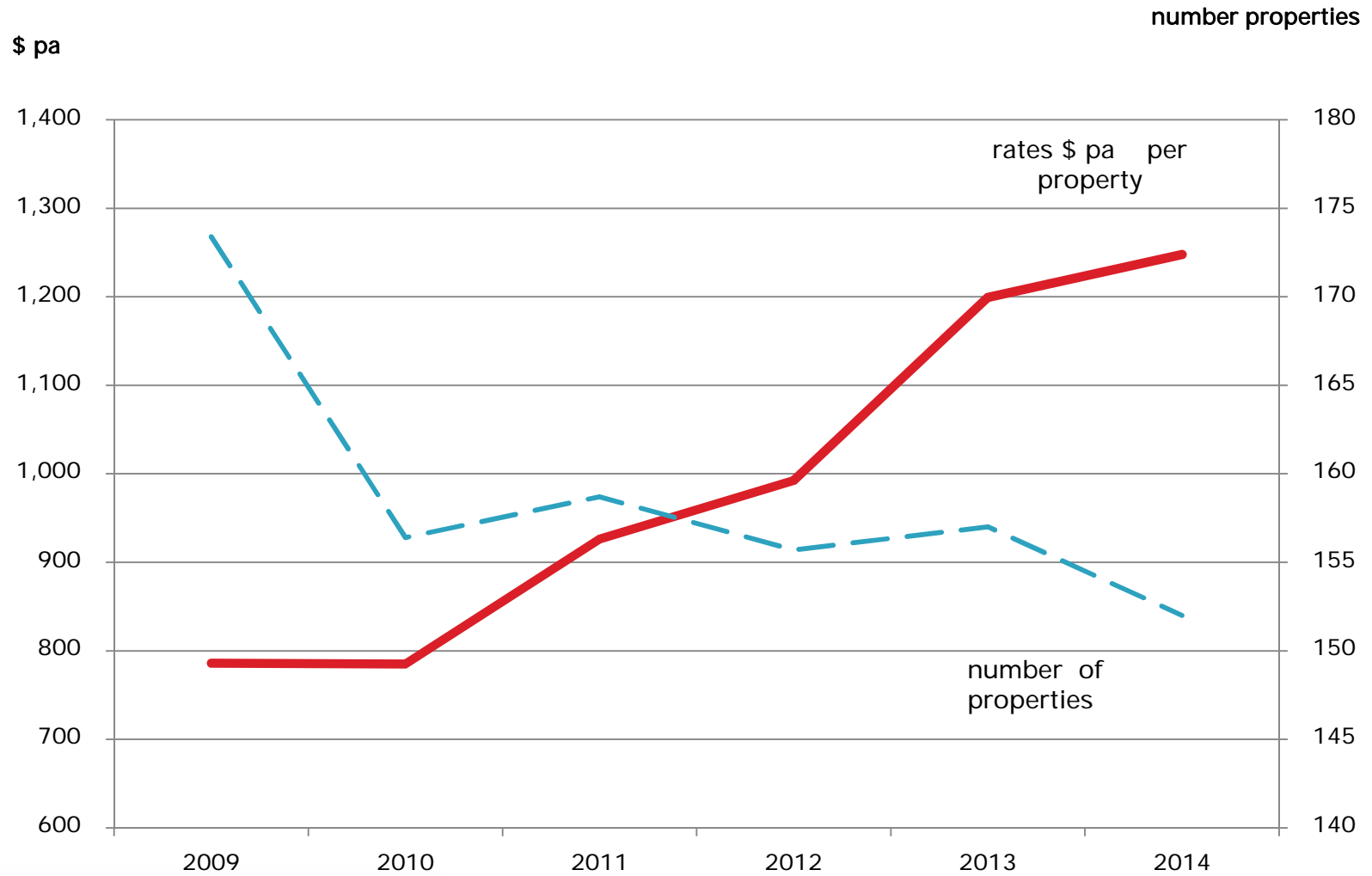
# Ohura Census stats

	2001	2006	2013
Ward Population	1,296	1,089	951
Population	222	162	129
Dwellings (occupied)	84	72	69
Dwellings (unoccupied)	33	36	33 *

- ▶ \* Subject to change due to relocation of homes
- ▶ Ohura has currently 129 residents, a decrease of 93 from 2001 – a **42% decline**.



# Ohura Water - Rates per property




# Options for putting in Tanks

- ▶ Owner's choice

- Council will help finance if needed

(This will added to your rates as a loan – but there will be no water rates)


- Owners can do it all themselves



# Loan Repayments

- ▶ A loan for tanks of \$12,000, with 5% interest, repaid at \$1200 would be paid off in 16 years.

	Loan\$	Interest %		Repayment\$
1	12,000	5%	600	1,200
2	11,400	5%	570	1,200
3	10,770	5%	539	1,200
4	10,109	5%	505	1,200
5	9,414	5%	471	1,200
6	8,685	5%	434	1,200
7	7,919	5%	396	1,200
8	7,115	5%	356	1,200
9	6,271	5%	314	1,200
10	5,384	5%	269	1,200
11	4,453	5%	223	1,200
12	3,476	5%	174	1,200
13	2,450	5%	122	1,200
14	1,372	5%	69	1,200
15	241	5%	12	1,200



# Conclusion

- ▶ **This is the communities' decision**



# State of Ohura pipes

