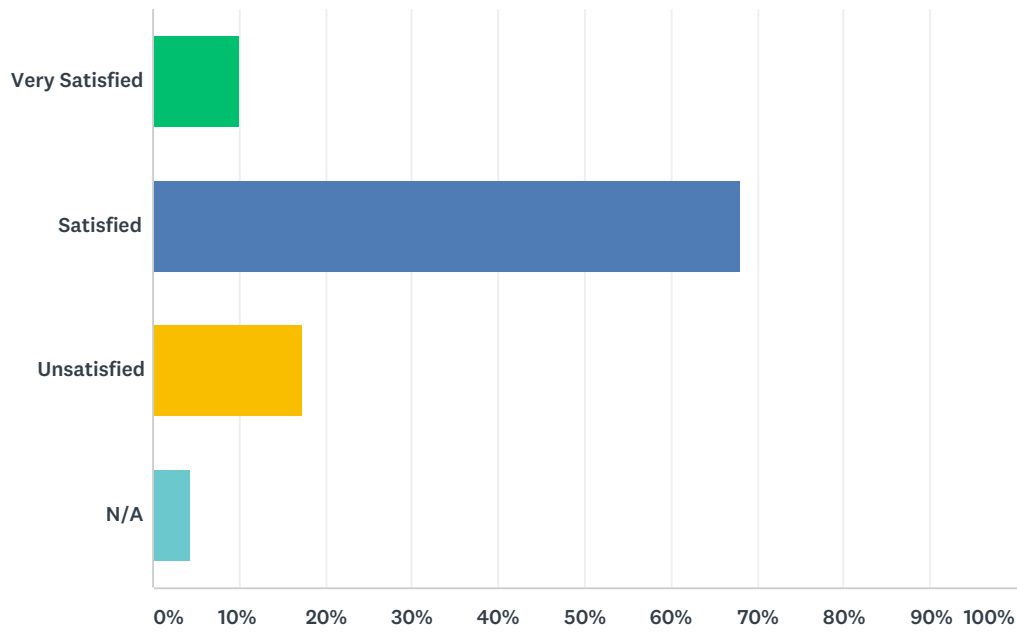


Q1 How satisfied are you with RDC's overall leadership and performance?

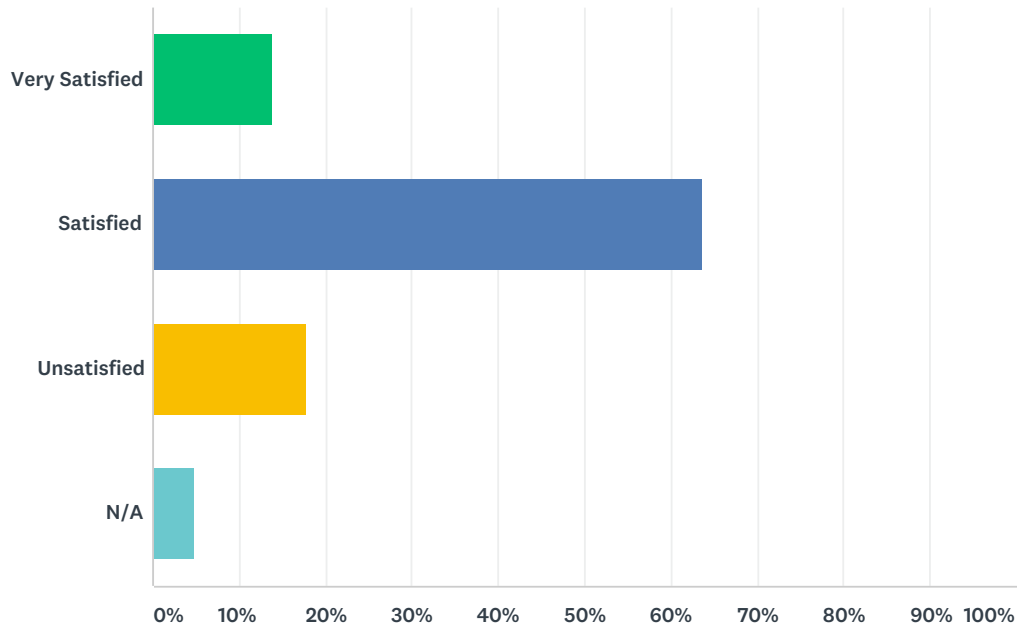
Answered: 247 Skipped: 13



| ANSWER CHOICES | RESPONSES | |
|----------------|-----------|------------|
| Very Satisfied | 10.12% | 25 |
| Satisfied | 68.02% | 168 |
| Unsatisfied | 17.41% | 43 |
| N/A | 4.45% | 11 |
| TOTAL | | 247 |

Q2 RDC consults with the public when making decisions, for example when we consult on the Long Term Plan and Annual Plan. Do you feel you are adequately informed on consultation matters?

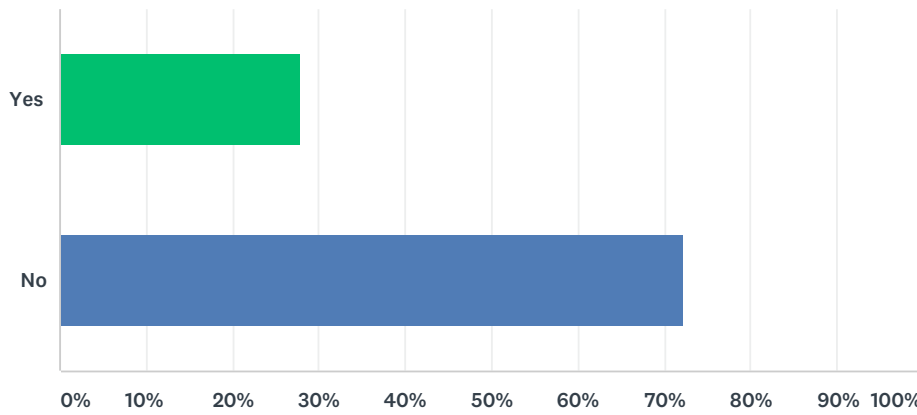
Answered: 247 Skipped: 13



| ANSWER CHOICES | RESPONSES | |
|----------------|-----------|------------|
| Very Satisfied | 13.77% | 34 |
| Satisfied | 63.56% | 157 |
| Unsatisfied | 17.81% | 44 |
| N/A | 4.86% | 12 |
| TOTAL | | 247 |

Q3 Are you aware of the various ways Council engages with Maori? If yes, please list examples.

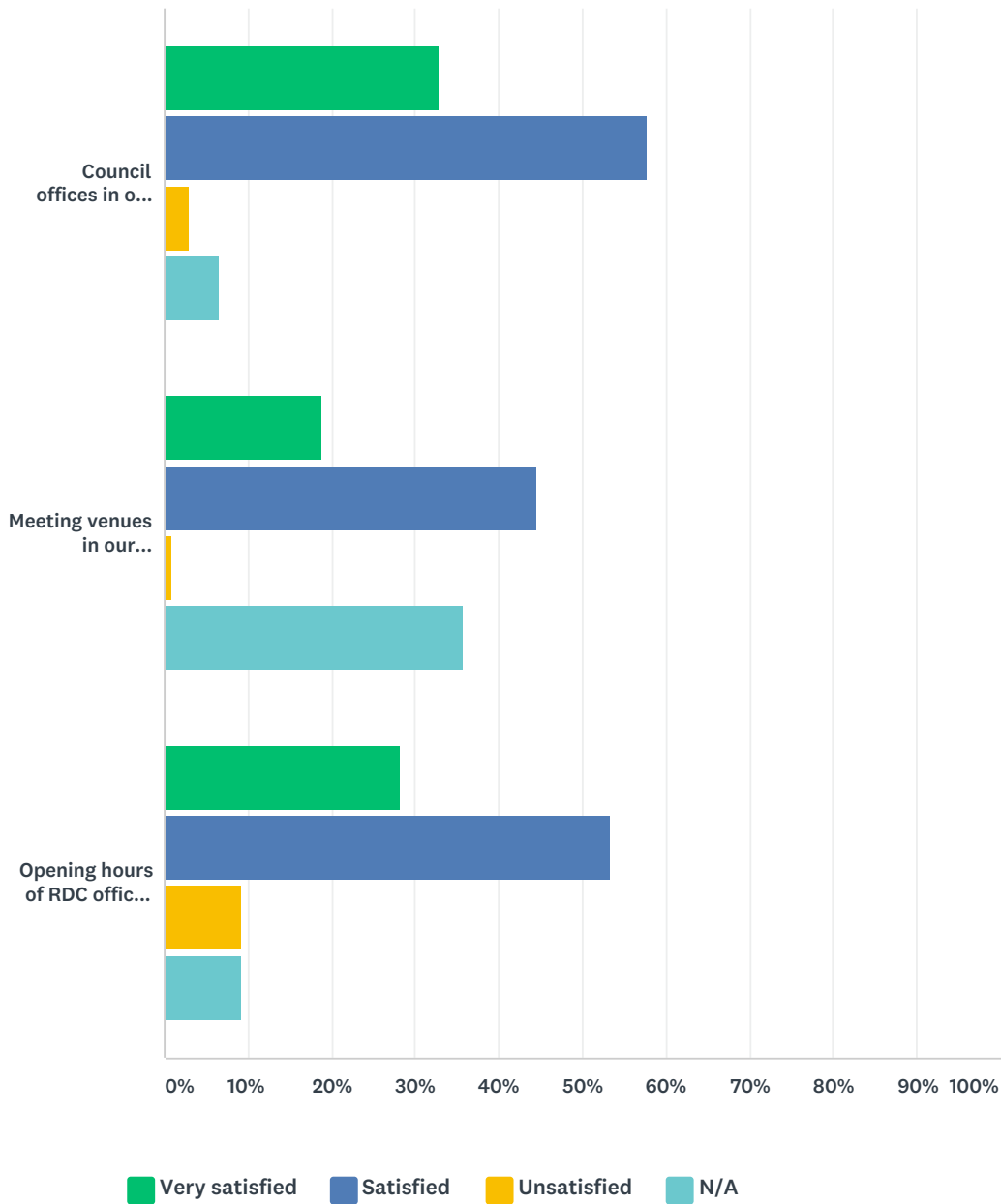
Answered: 234 Skipped: 26



| ANSWER CHOICES | RESPONSES | |
|----------------|-----------|-----|
| Yes | 27.78% | 65 |
| No | 72.22% | 169 |
| TOTAL | | 234 |

Q4 How satisfied are you with:

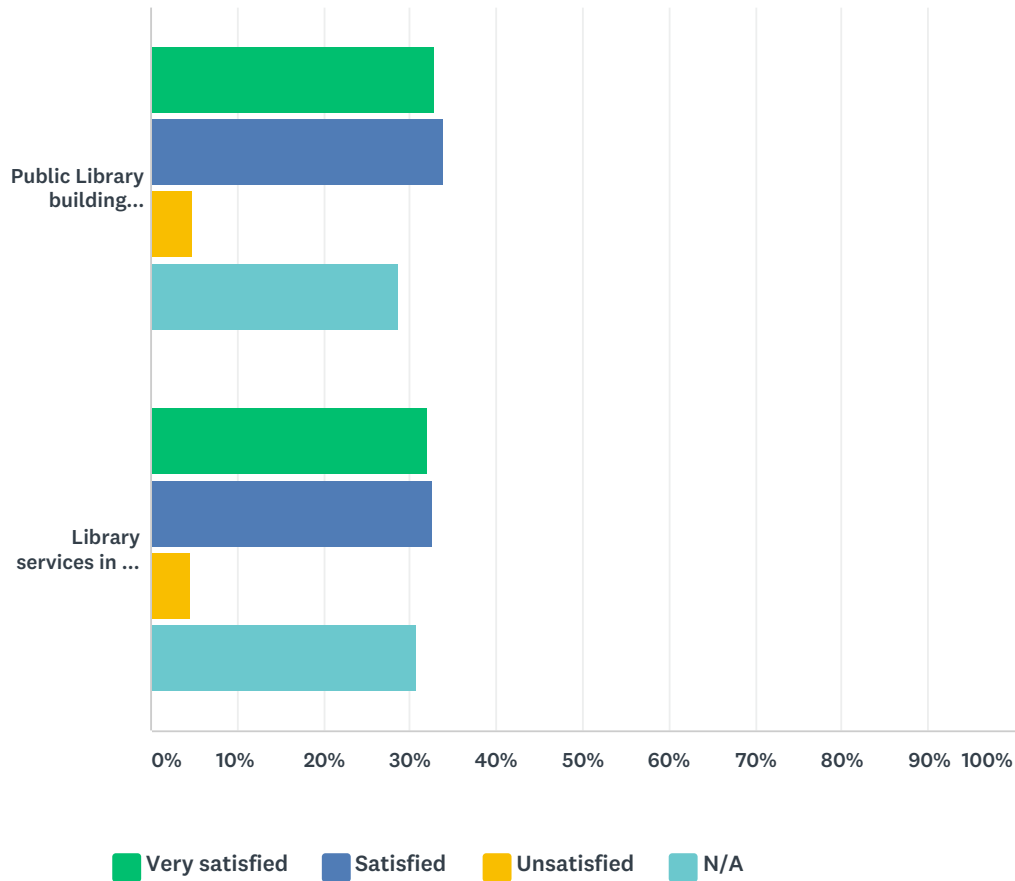
Answered: 250 Skipped: 10



| | VERY SATISFIED | SATISFIED | UNSATISFIED | N/A | TOTAL |
|---|----------------|---------------|-------------|--------------|-------|
| Council offices in our District? | 32.79% 80 | 57.79% 141 | 2.87% 7 | 6.56% 16 | 244 |
| Meeting venues in our administration buildings? | 18.78% 43 | 44.54% 102 | 0.87% 2 | 35.81% 82 | 229 |
| Opening hours of RDC offices and libraries? | 28.33% 68 | 53.33% 128 | 9.17% 22 | 9.17% 22 | 240 |

Q5 Do you use the Library services in our district - If yes, answer below, if not please continue to the next question. How satisfied are you with:

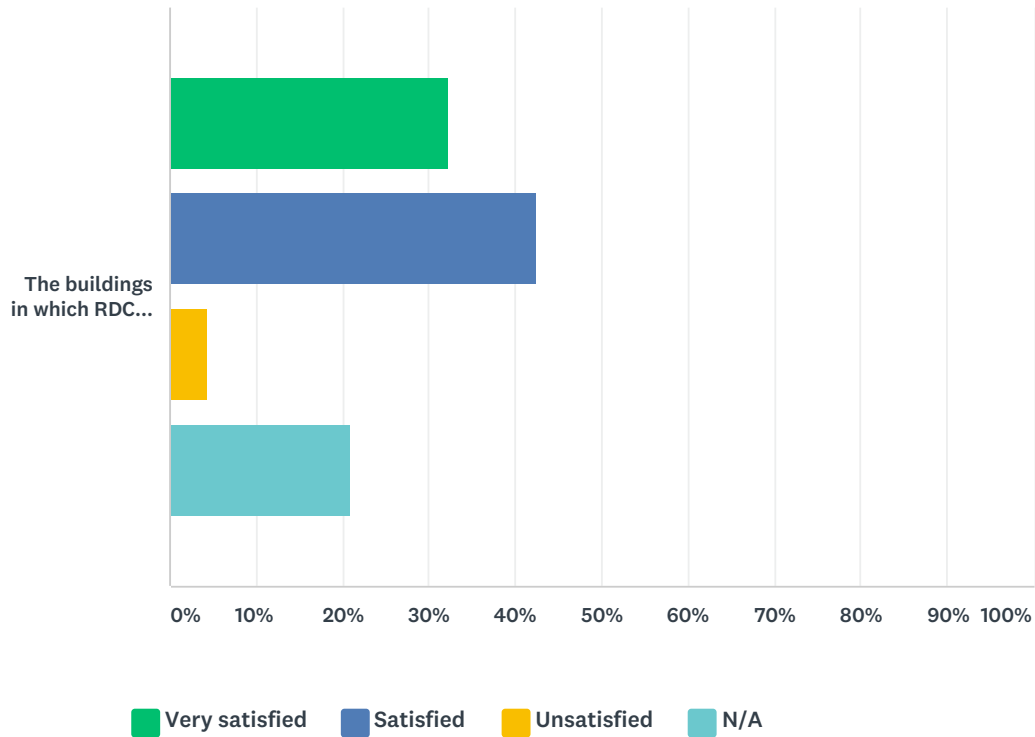
Answered: 191 Skipped: 69



| | VERY SATISFIED | SATISFIED | UNSATISFIED | N/A | TOTAL |
|---|----------------|-----------|-------------|--------|-------|
| Public Library building facilities in our District? | 32.80% | 33.86% | 4.76% | 28.57% | |
| | 62 | 64 | 9 | 54 | 189 |
| Library services in our District? | 32.00% | 32.57% | 4.57% | 30.86% | |
| | 56 | 57 | 8 | 54 | 175 |

Q6 Do you use the i-SITE visitor centres or RDC administration offices in our district - If yes, answer below, if not please continue to the next question. How satisfied are you with:

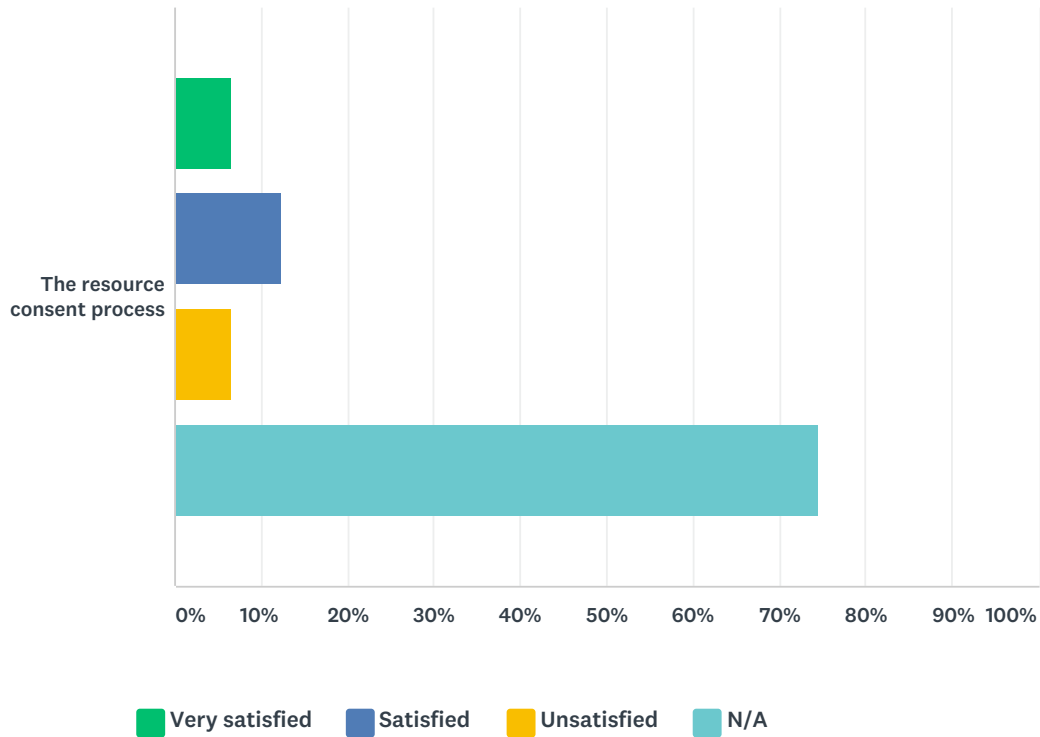
Answered: 205 Skipped: 55



| | VERY SATISFIED | SATISFIED | UNSATISFIED | N/A | TOTAL |
|---|----------------|--------------|-------------|--------------|-------|
| The buildings in which RDC i-SITE visitor centres and RDC administration offices are located. | 32.20% 66 | 42.44% 87 | 4.39% 9 | 20.98% 43 | 205 |

Q7 Have you made a resource consent application recently? - If yes, answer below, if not please continue to the next question. How satisfied are you with:

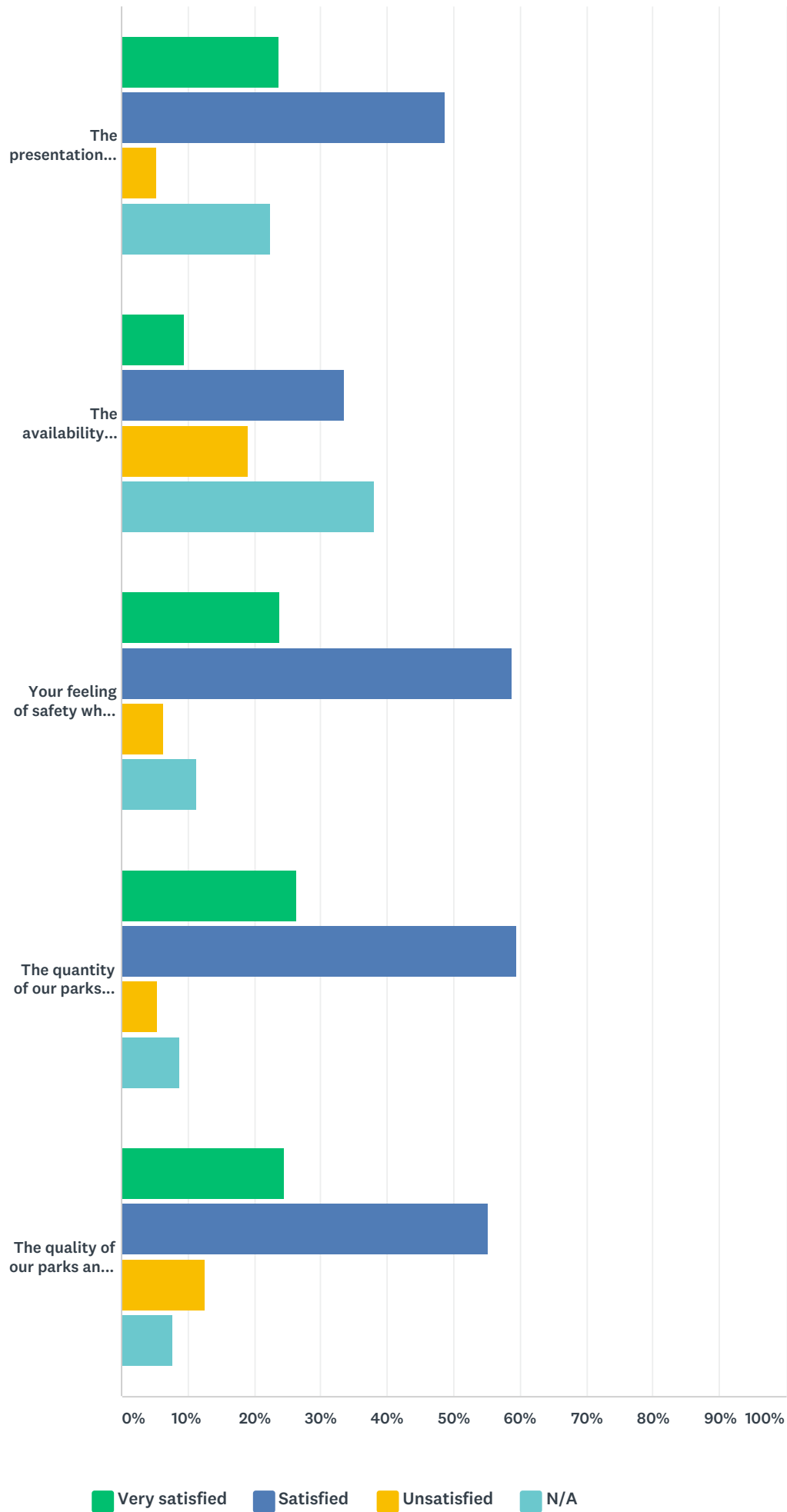
Answered: 153 Skipped: 107



| | VERY SATISFIED | SATISFIED | UNSATISFIED | N/A | TOTAL |
|------------------------------|----------------|--------------|-------------|---------------|-------|
| The resource consent process | 6.54% 10 | 12.42% 19 | 6.54% 10 | 74.51% 114 | 153 |

Q8 How satisfied are you with:

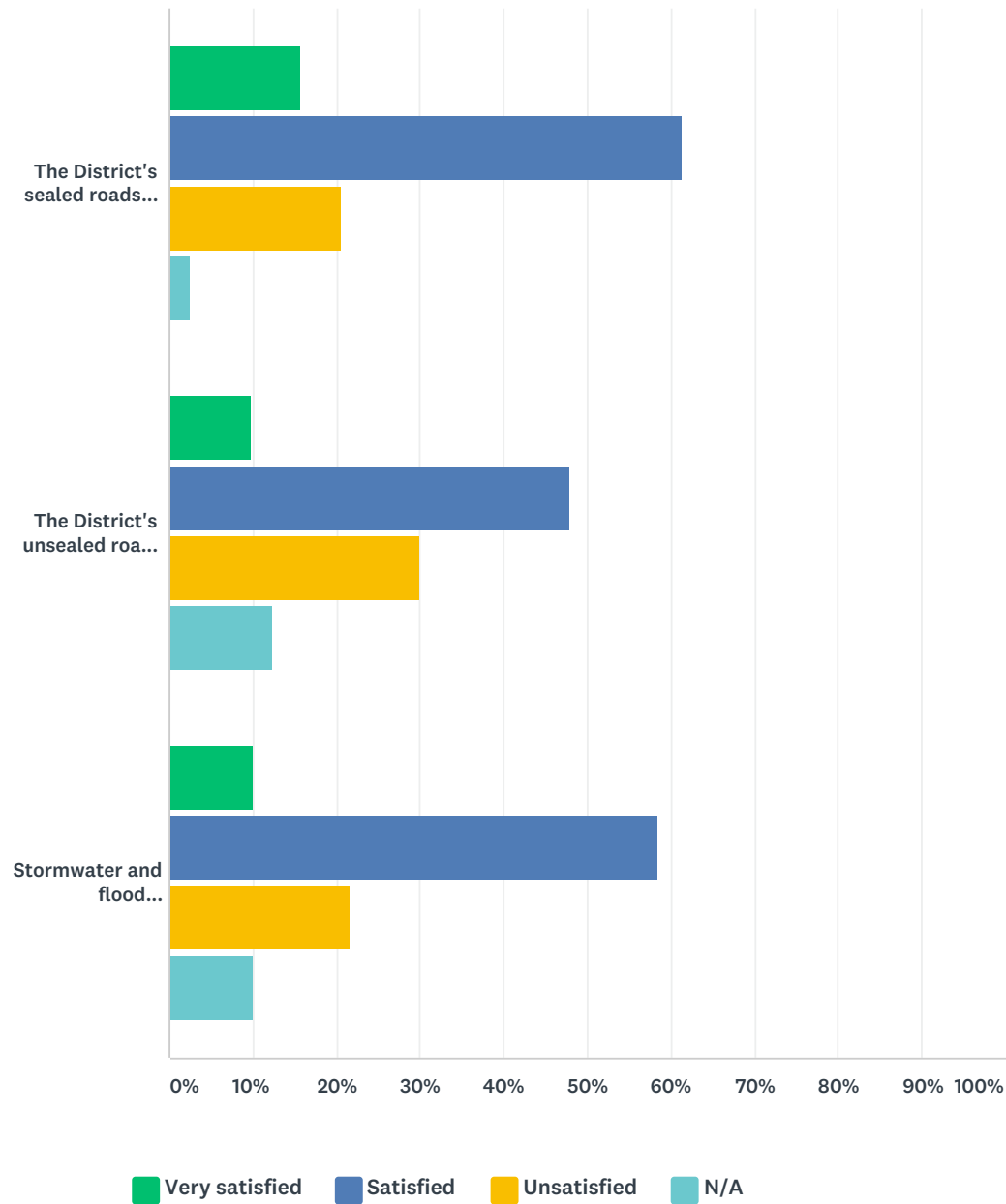
Answered: 251 Skipped: 9



| | VERY SATISFIED | SATISFIED | UNSATISFIED | N/A | TOTAL |
|--|----------------|---------------|--------------|--------------|-------|
| The presentation of cemeteries in our District? | 23.58% 58 | 48.78% 120 | 5.28% 13 | 22.36% 55 | 246 |
| The availability and standard of facility of your community hall? (Where applicable.) | 9.50% 21 | 33.48% 74 | 19.00% 42 | 38.01% 84 | 221 |
| Your feeling of safety when using our parks and reserves? | 23.75% 57 | 58.75% 141 | 6.25% 15 | 11.25% 27 | 240 |
| The quantity of our parks and reserves? | 26.36% 63 | 59.41% 142 | 5.44% 13 | 8.79% 21 | 239 |
| The quality of our parks and reserves? | 24.57% 57 | 55.17% 128 | 12.50% 29 | 7.76% 18 | 232 |

Q9 How satisfied are you with:

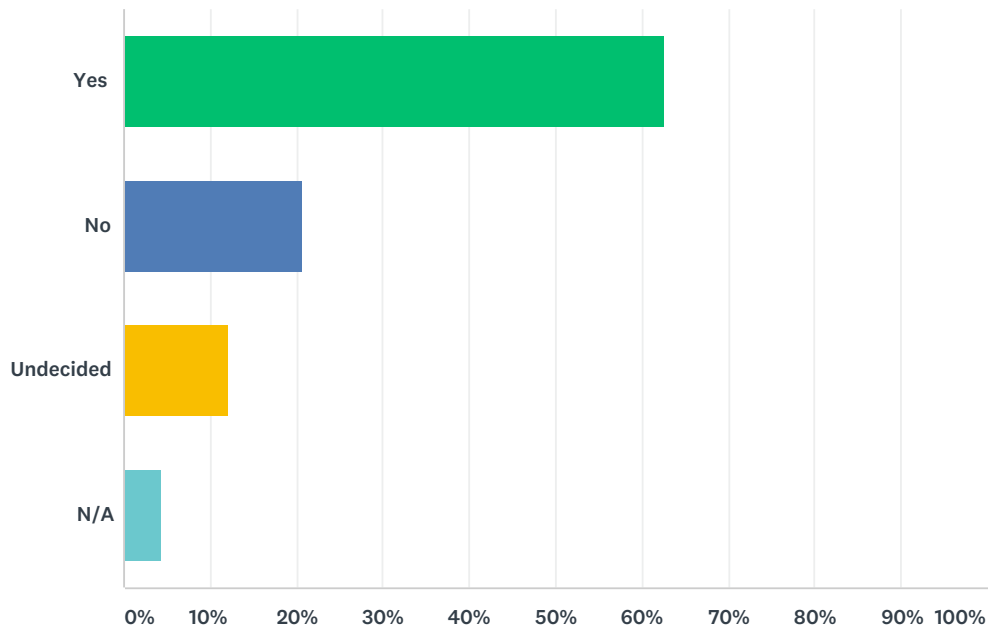
Answered: 246 Skipped: 14



| | VERY SATISFIED | SATISFIED | UNSATISFIED | N/A | TOTAL |
|---|----------------|---------------|--------------|--------------|-------|
| The District's sealed roads (excluding state highways)? | 15.64% 38 | 61.32% 149 | 20.58% 50 | 2.47% 6 | 243 |
| The District's unsealed roads (excluding state highways)? | 9.83% 23 | 47.86% 112 | 29.91% 70 | 12.39% 29 | 234 |
| Stormwater and flood protection? | 9.96% 23 | 58.44% 135 | 21.65% 50 | 9.96% 23 | 231 |

Q10 Do you feel RDC provides you with adequate opportunity to recycle?

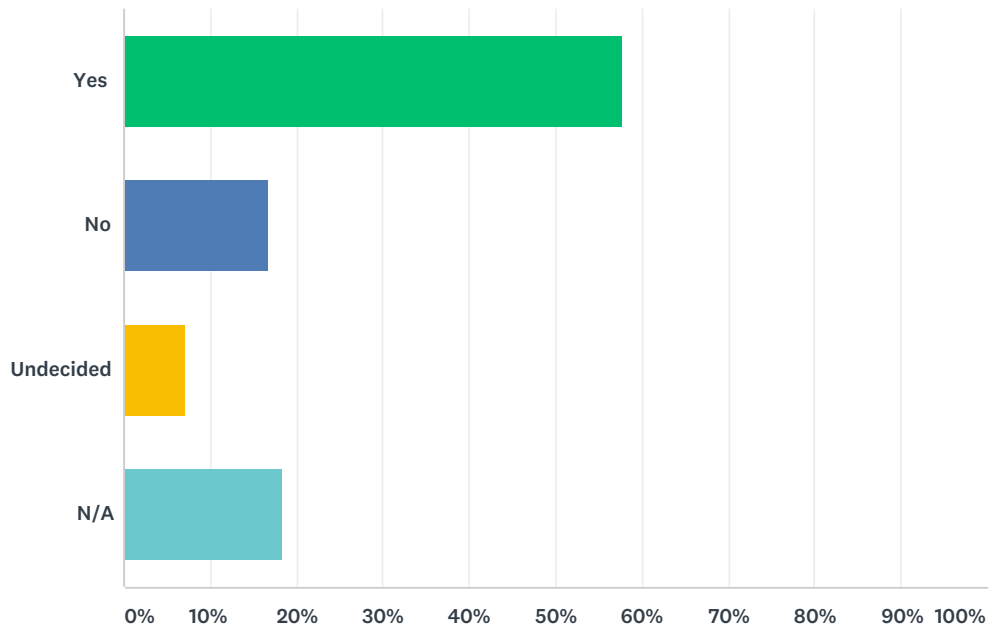
Answered: 246 Skipped: 14



| ANSWER CHOICES | RESPONSES | |
|----------------|-----------|------------|
| Yes | 62.60% | 154 |
| No | 20.73% | 51 |
| Undecided | 12.20% | 30 |
| N/A | 4.47% | 11 |
| TOTAL | | 246 |

Q11 Are you satisfied with rubbish collection services in our District?

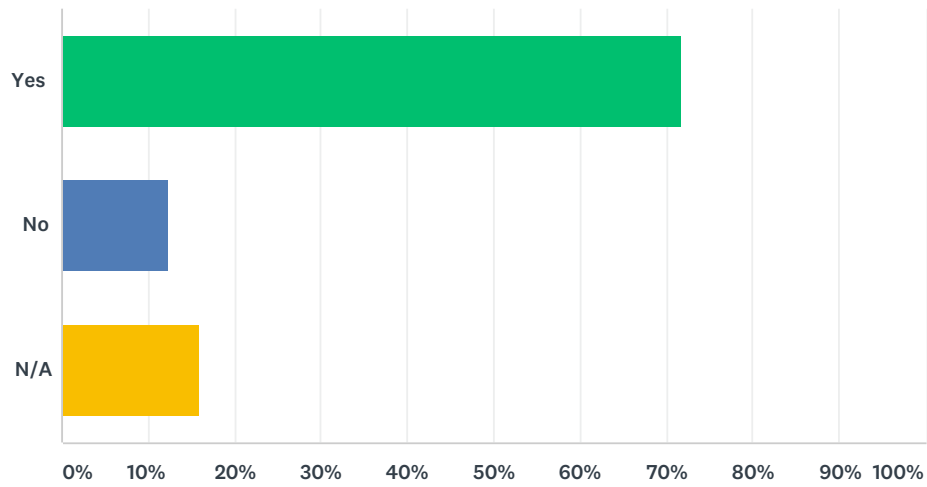
Answered: 251 Skipped: 9



| ANSWER CHOICES | RESPONSES | |
|----------------|-----------|------------|
| Yes | 57.77% | 145 |
| No | 16.73% | 42 |
| Undecided | 7.17% | 18 |
| N/A | 18.33% | 46 |
| TOTAL | | 251 |

Q12 Are you satisfied with transfer stations in our District?

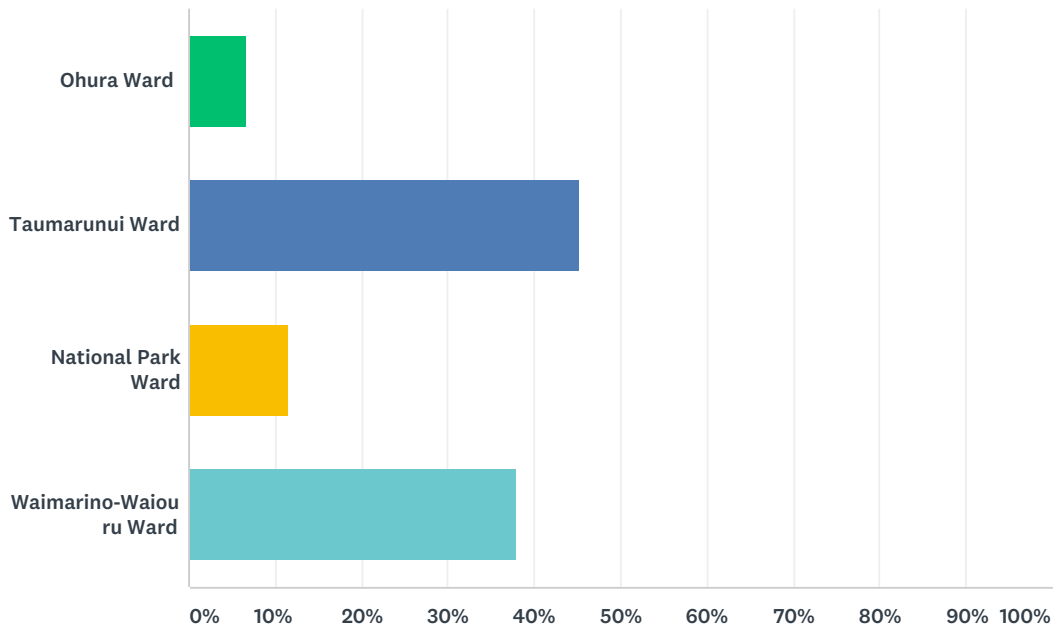
Answered: 233 Skipped: 27



| ANSWER CHOICES | RESPONSES | |
|----------------|-----------|-----|
| Yes | 71.67% | 167 |
| No | 12.45% | 29 |
| N/A | 15.88% | 37 |
| TOTAL | | 233 |

Q13 What Ward do you live in or own property in?

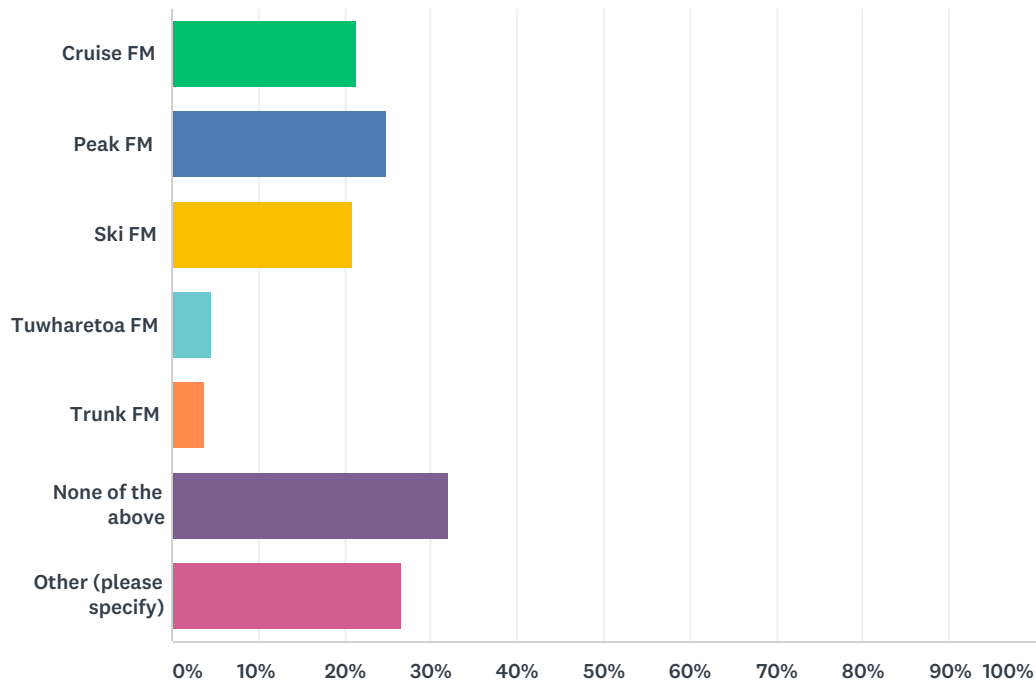
Answered: 254 Skipped: 6



| ANSWER CHOICES | RESPONSES |
|------------------------|------------|
| Ohura Ward | 6.69% 17 |
| Taumarunui Ward | 45.28% 115 |
| National Park Ward | 11.42% 29 |
| Waimarino-Waiouru Ward | 37.80% 96 |
| Total Respondents: 254 | |

Q14 What Ruapehu Radio station(s) do you listen to?

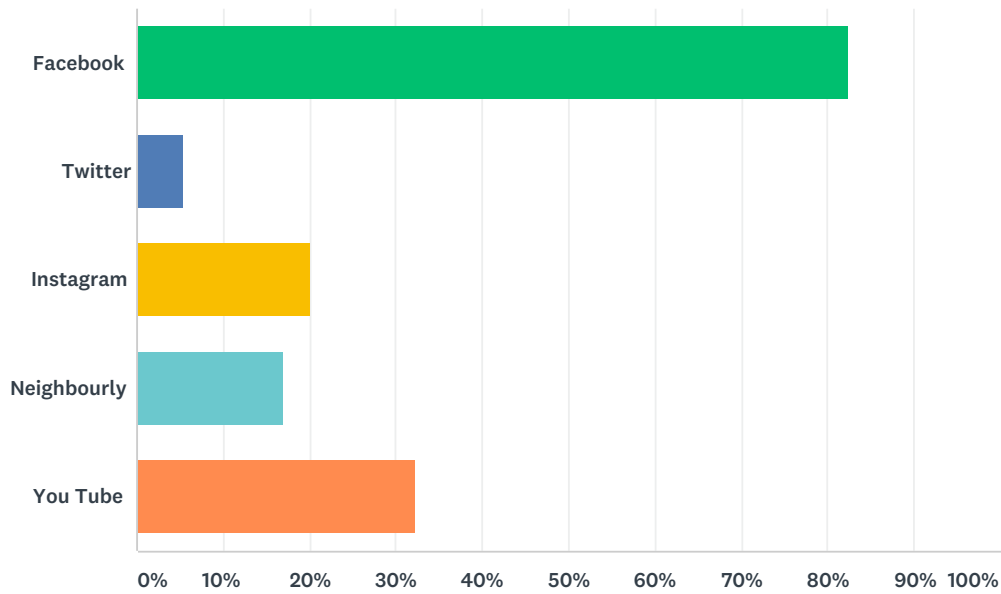
Answered: 244 Skipped: 16



| ANSWER CHOICES | RESPONSES | |
|------------------------|-----------|----|
| Cruise FM | 21.31% | 52 |
| Peak FM | 25.00% | 61 |
| Ski FM | 20.90% | 51 |
| Tuwharetoa FM | 4.51% | 11 |
| Trunk FM | 3.69% | 9 |
| None of the above | 31.97% | 78 |
| Other (please specify) | 26.64% | 65 |
| Total Respondents: 244 | | |

Q15 What social media platform(s) do you use?

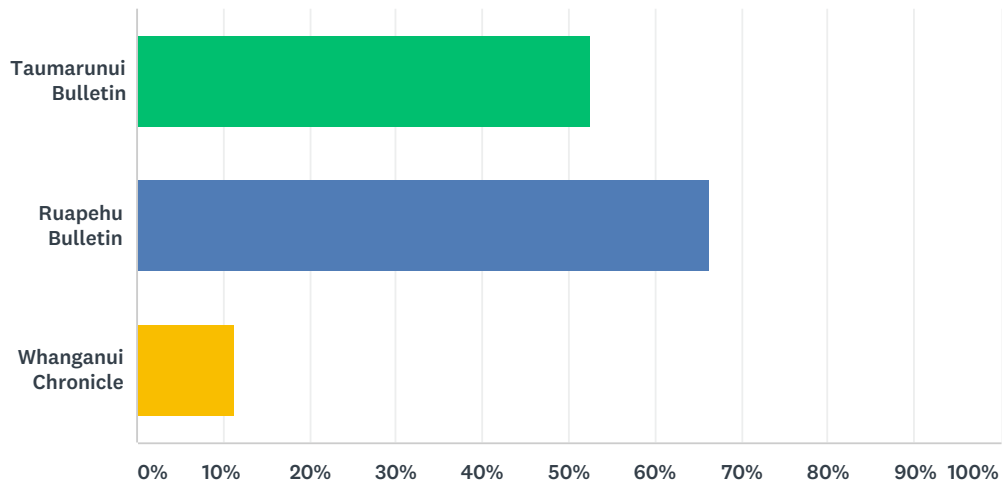
Answered: 165 Skipped: 95



| ANSWER CHOICES | RESPONSES | |
|------------------------|-----------|-----|
| Facebook | 82.42% | 136 |
| Twitter | 5.45% | 9 |
| Instagram | 20.00% | 33 |
| Neighbourly | 16.97% | 28 |
| You Tube | 32.12% | 53 |
| Total Respondents: 165 | | |

Q16 What Ruapehu newspaper(s) do you read?

Answered: 223 Skipped: 37



| ANSWER CHOICES | RESPONSES |
|------------------------|------------|
| Taumarunui Bulletin | 52.47% 117 |
| Ruapehu Bulletin | 66.37% 148 |
| Whanganui Chronicle | 11.21% 25 |
| Total Respondents: 223 | |

Q17 If you would like to be emailed about Council consultation with the public please enter your email address below.

Answered: 45 Skipped: 215

Q18 Additional comments

Answered: 70 Skipped: 190