

# Achieving SOP & Hunting Dog Classification

## Selected Owner Policy (SOP) status

The Selected Owner Policy (SOP) is available to pet dog owners and was developed to reward good dog ownership.

To achieve SOP accreditation a dog owner must satisfy the following requirements:

- Compliance with the Dog Control Act 1996, Animal Control Bylaw 2012 and Dog Control Policy 2012
- Dog currently registered by due date of 30 June each registration year
- Clear record for previous year (including no history of verified complaints or impounding)
- Dog kept under control at all times
- Owners must apply for SOP status by 31 March

SOP application forms are available from your local Council office or via Council's website: [www.ruapehudc.govt.nz](http://www.ruapehudc.govt.nz)

## Hunting dogs

The hunting dog classification was developed in partnership with the Department of Conservation (DOC) and is applicable only for dogs used for pig, goats or deer hunting within the DOC conservation estate.

To gain the Hunting Dog classification you will need to supply:

1. a current Kiwi Aversion training certificate,
2. a current DOC Dog Control Permit,
3. microchip numbers for the dog,
4. complete a Hunting Dog Declaration form, and
5. a suitable digital photo (as per this flyer)

# Digital photo FAQ's

## Why is a digital photo now required?

The requirement for a photo is to better enable Council to identify dogs when dealing with day-to-day dog control issues such as complaints or lost or wandering dogs, etc.

## Who needs to provide a digital photo?

1. Owners of pet dogs who want to qualify for the \$25 discount off their registration fees.
2. Selected Owner Policy\* (SOP) dogs),
3. Owners of hunting dogs\*

\*SOP and hunting dogs are both special dog classifications that have registration cost benefits. Dog owners who want to take advantage of these benefits must meet specific requirements. More detail is provided in this brochure or see [www.ruapehudc.govt.nz](http://www.ruapehudc.govt.nz)

- This **does not** apply to working dogs

## When does the photo need to be supplied by?

Pet dog owners (inc. SOP dogs) are asked to provide a digital photo during this current 2015/16 dog registration year.

Hunting dog owners will be required to provide a photo as part of the next 2016/17 dog registration year process.

## What if I am unable to take a photo myself?

If for any reason you are not able to take the photo yourself please call Council customer services on 07 895 8188 or 06 385 8364.

We can book a time for Council to take the photo for you. This can be at your place if this suits you better.


**\* Please do not bring your dog into a Council office without having an arrangement to do so.**

Ruapehu District Council  
59-63 Huia St  
Private Bag 1001  
Taumarunui 3946  
Ph: 07 895 8188 or 06 385 8364  
Em: [info@ruapehudc.govt.nz](mailto:info@ruapehudc.govt.nz)  
[www.ruapehudc.govt.nz](http://www.ruapehudc.govt.nz)



Revised January 2016

# DOG REGISTRATION PHOTOGRAPH REQUIREMENTS



# A suitable photo is..

## Photo type - must be a digital colour photo

### Photo format - jpeg or png

If you are unsure of the format your camera or phone uses don't worry as most all use jpeg as the default setting.

### Photo size - minimum of 200kb

Council may need to print a copy of the photo. If taking photo with a phone please check that the picture setting is not set for the web as the small photo size may affect our ability to print a good picture of a useable size.

### Composition of photo

The photo needs to provide a current accurate representation (photo not more than 3 months old) of your dog including all identifiable markings, fur patterns and colouring. Photo should:

1. Show full body and head
2. Best standing, slight angle from front capturing chest
3. Capture all significant identifiable marks
4. Have only the one subject dog in the photo
5. Have no people in the photo - just the dog. Due to privacy issues please do not have any children or other people in the photo.

### Appropriate image

Images that are obscene, humorous or otherwise will not be accepted.

### Options for getting the photo to Council

1. **Email to: [mydogpic@ruapehudc.govt.nz](mailto:mydogpic@ruapehudc.govt.nz)**
  - a. Include your unique (1) dog id number and (2) owner id number. These id numbers are on your dog registration papers.
  - b. Please rename each photo with the dog's unique id registration number (essential if more than one dog)
2. **Drop off at any Council office on USB data stick.**
  - a. Note: All data devices need to be checked by Council IT staff for viruses so the photo(s) cannot be downloaded while you wait.
  - b. If you want your USB back ensure you clearly label it with your name, phone number and postal address.

# NO - unacceptable photos

These are an example of unacceptable photos for various reasons.



Too many dogs in photo. Only want subject dog.



Need subject dog only in the photo - no people



These three photos do not show enough of dog's body and distinguishing marks to clearly identify the dog alongside similar dogs




NO



# YES - acceptable photos



These are an example of acceptable photos. All show enough of the dog's head, body and distinguishing marks so that it could be easily identified alongside similar dogs.



Ideal photo example Dog standing showing full body, head and chest inc. all distinguishing markings



Full frontal photos are best avoided however in this case the photo captures the head profile and clearly shows the dog's main distinguishing pattern on its chest



- If you have any issues or concerns over taking a suitable photo please do not worry
- Simply call Council and organise for one of our staff to take the photo for you

