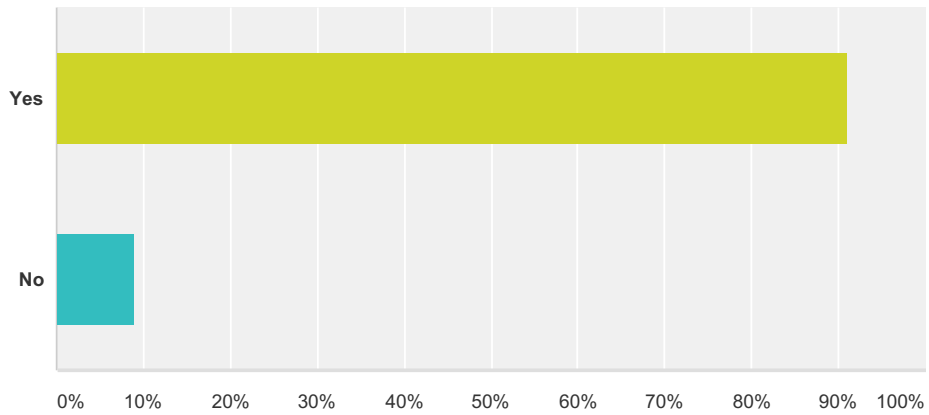


Q1 Do you own a residential or rural property in the Ruapehu District that has a private dwelling (house) on it?

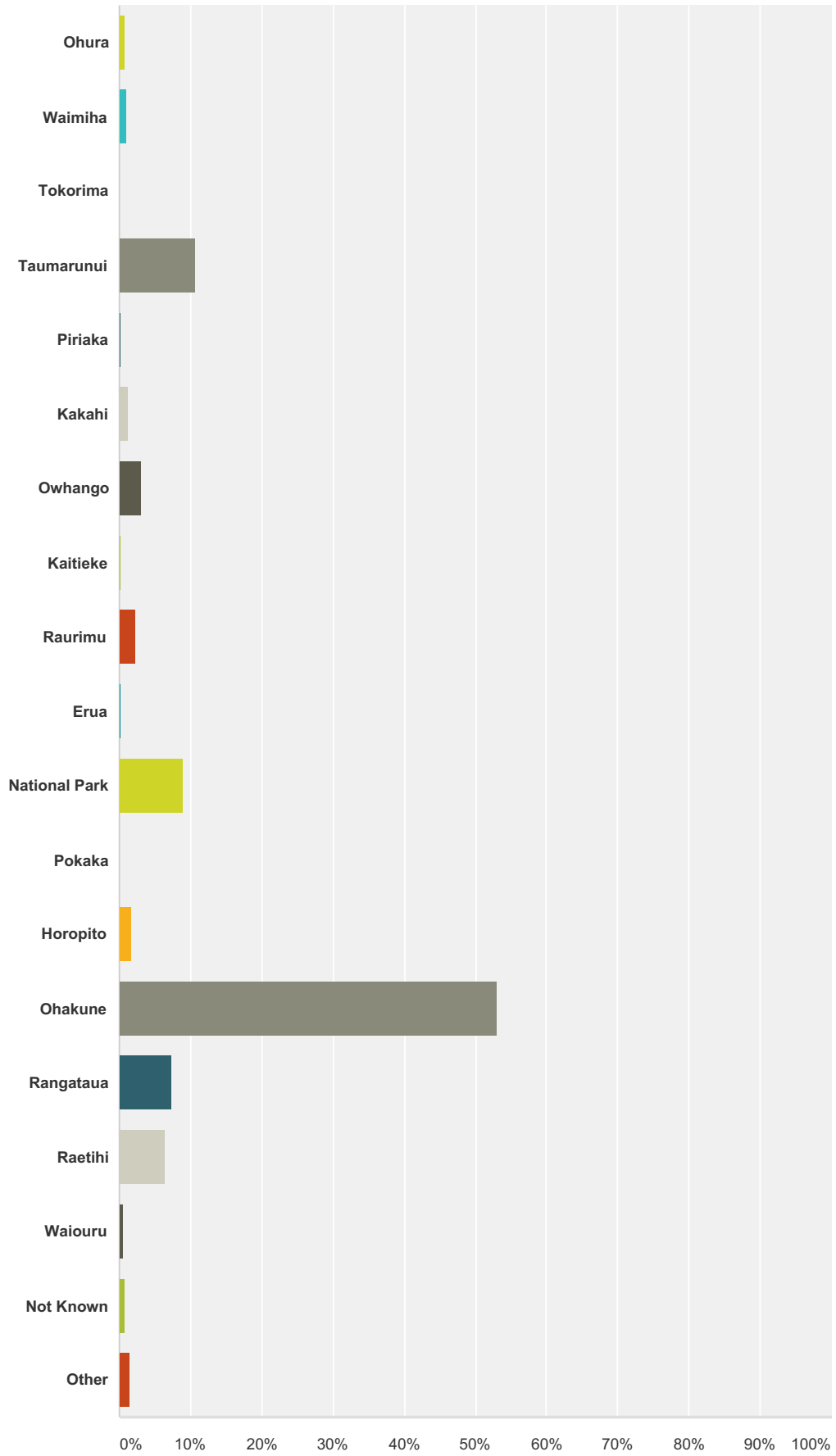
Answered: 548 Skipped: 1



Answer Choices	Responses
Yes	91.06% 499
No	8.94% 49
Total	548

Q2 Where is the private dwelling situated (If rural please put in the closest town)?

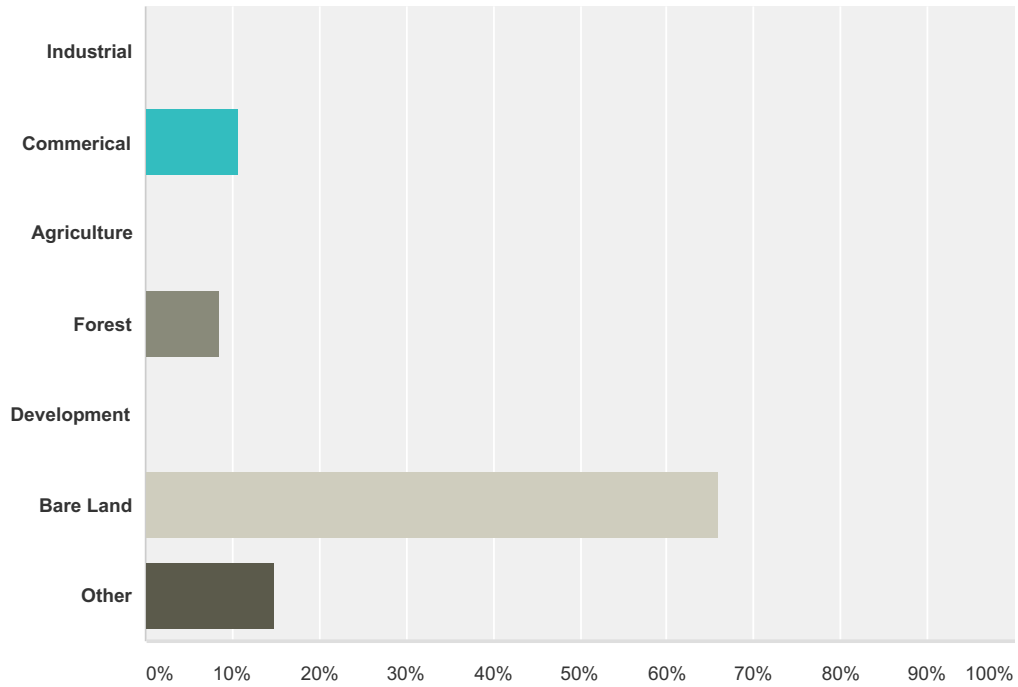
Answered: 497 Skipped: 52



Answer Choices	Responses	
Ohura	0.80%	4
Waimiha	1.01%	5
Tokorima	0.00%	0
Taumarunui	10.66%	53
Piriaka	0.20%	1
Kakahi	1.21%	6
Owhango	3.22%	16
Kaitieke	0.20%	1
Raurimu	2.21%	11
Erua	0.20%	1
National Park	9.05%	45
Pokaka	0.00%	0
Horopito	1.61%	8
Ohakune	53.12%	264
Rangataua	7.24%	36
Raetihi	6.44%	32
Waiouru	0.60%	3
Not Known	0.80%	4
Other	1.41%	7
Total		497

Q3 If there is no private dwelling on the property you own in the Ruapehu District, please explain what type of property it is, and what it is used for (ie bare land, commercial building etc)?

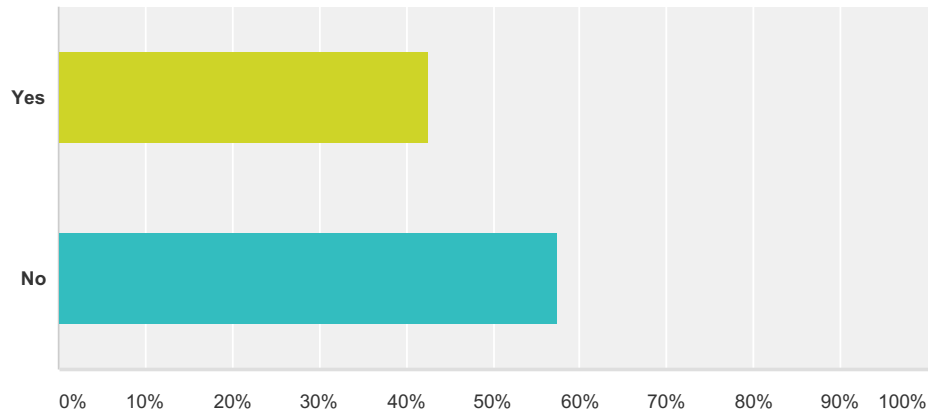
Answered: 47 Skipped: 502



Answer Choices	Responses
Industrial	0.00% 0
Commercial	10.64% 5
Agriculture	0.00% 0
Forest	8.51% 4
Development	0.00% 0
Bare Land	65.96% 31
Other	14.89% 7
Total	47

Q4 Do you rent the private dwelling out?

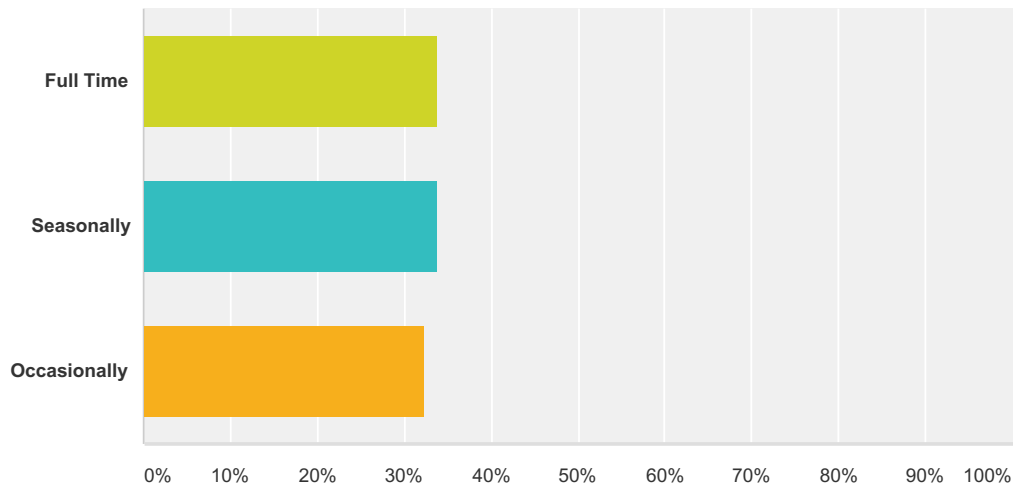
Answered: 498 Skipped: 51



Answer Choices	Responses
Yes	42.57% 212
No	57.43% 286
Total	498

Q5 If yes, Do you rent it out full time, seasonally or just occasionally?

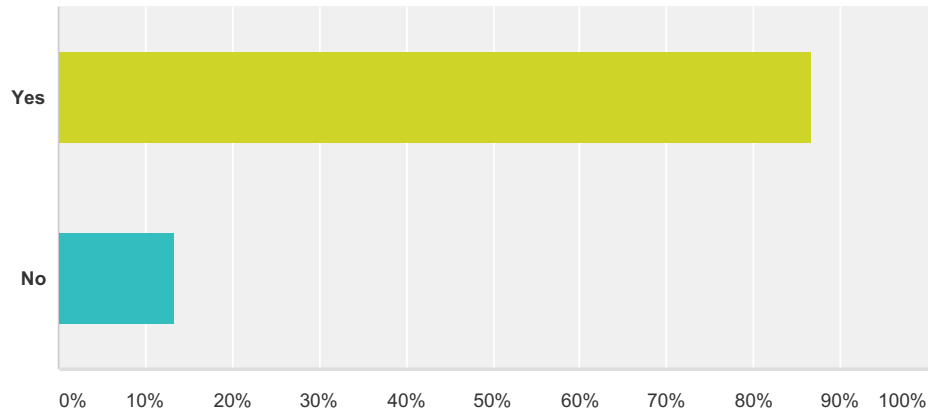
Answered: 198 Skipped: 351



Answer Choices	Responses	
Full Time	33.84%	67
Seasonally	33.84%	67
Occasionally	32.32%	64
Total		198

Q6 Do you consider your private dwelling to be a 'holiday home' (ie is this a second home for you and your family, even if you rent it out 'occasionally')?

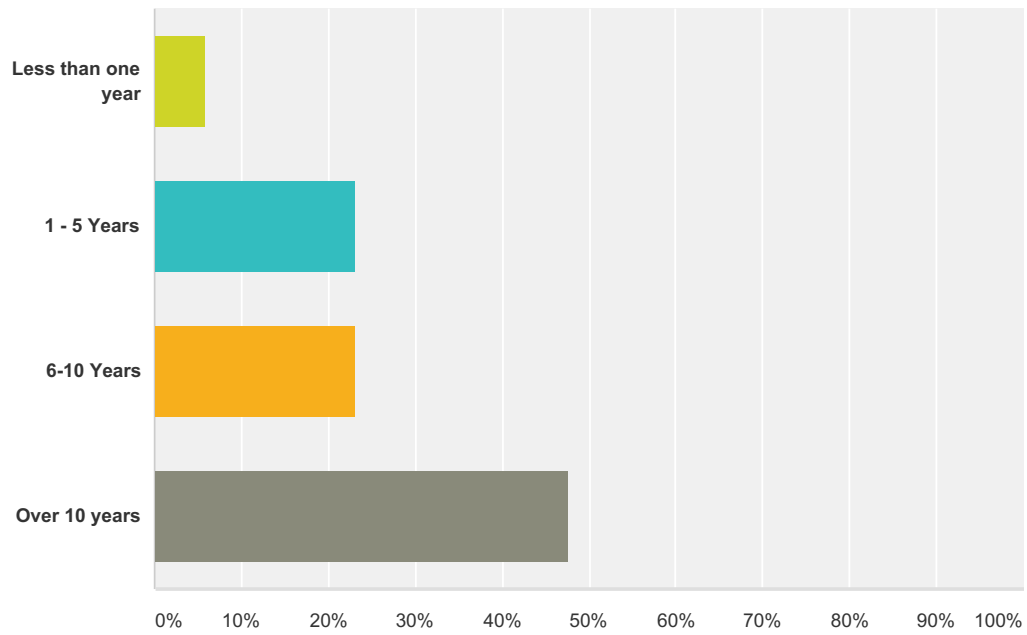
Answered: 421 Skipped: 128



Answer Choices	Responses
Yes	86.70% 365
No	13.30% 56
Total	421

Q7 How long have you or your family owned the residence?

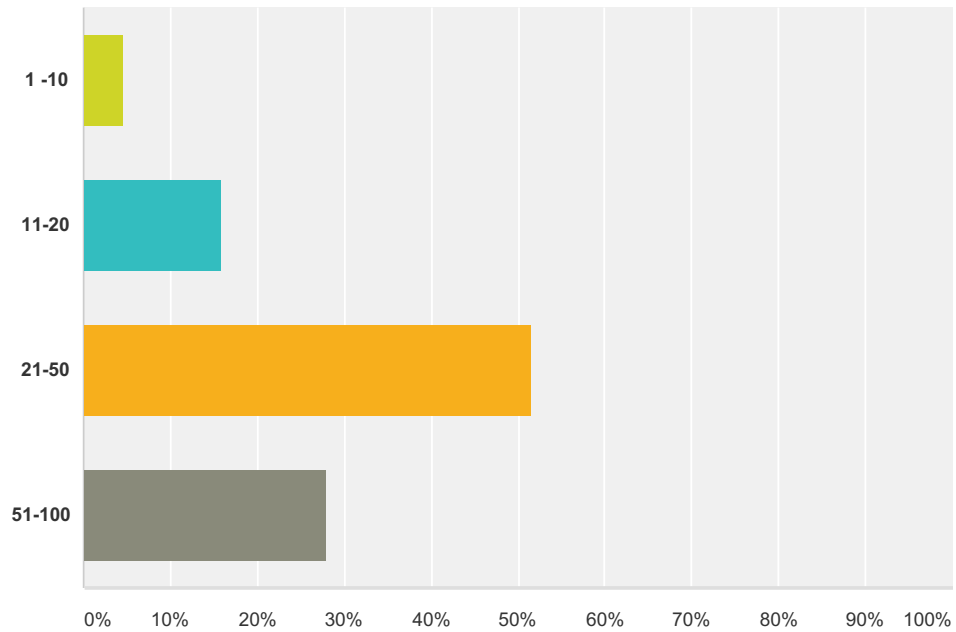
Answered: 422 Skipped: 127



Answer Choices	Responses
Less than one year	5.92% 25
1 - 5 Years	23.22% 98
6-10 Years	23.22% 98
Over 10 years	47.63% 201
Total	422

Q8 If your private dwelling is a 'holiday home', how many days per year do you or your family/friends spend in Ruapehu?

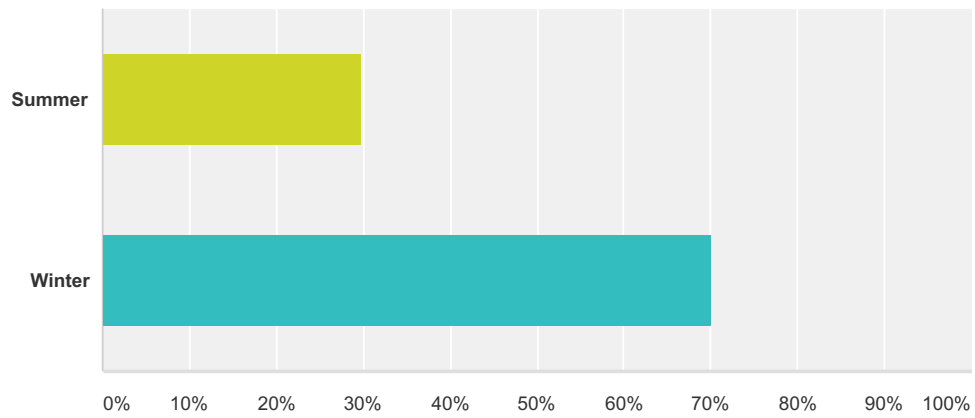
Answered: 365 Skipped: 184



Answer Choices	Responses
1 -10	4.66% 17
11-20	15.89% 58
21-50	51.51% 188
51-100	27.95% 102
Total	365

Q9 Are you more of a 'summer' or 'winter' visitor?

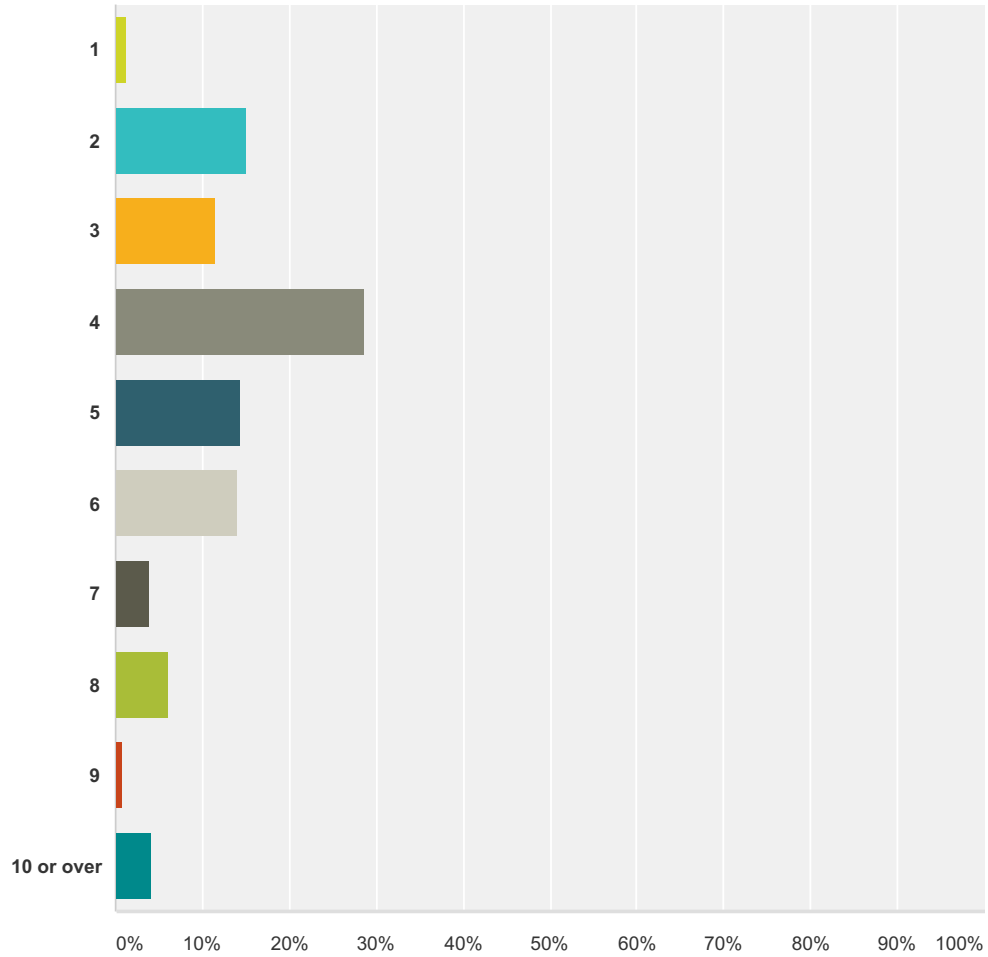
Answered: 382 Skipped: 167



Answer Choices	Responses
Summer	29.84% 114
Winter	70.16% 268
Total	382

Q10 If your private dwelling is a 'holiday home', how many people usually stay there including you/your family?

Answered: 377 Skipped: 172



Answer Choices	Responses
1	1.33% 5
2	15.12% 57
3	11.41% 43
4	28.65% 108
5	14.32% 54
6	14.06% 53
7	3.98% 15
8	6.10% 23
9	0.80% 3
10 or over	4.24% 16

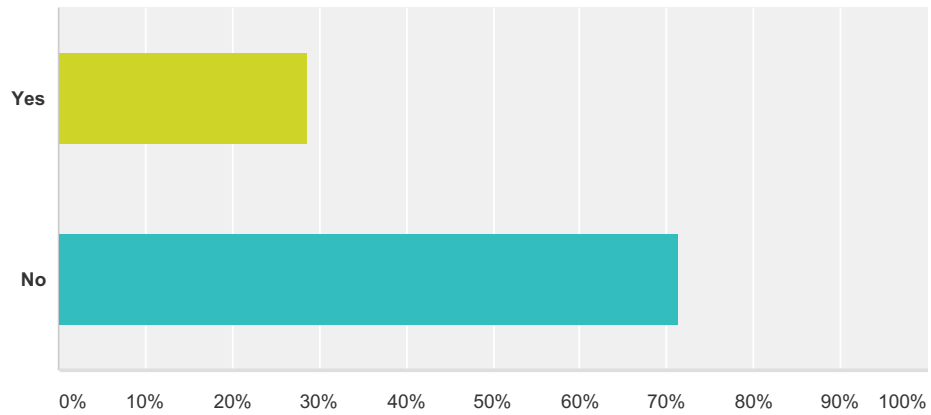
Total	377
-------	-----

**Q11 What made you choose to have a
'second' or 'holiday' home in Ruapehu
(skiing? Hunting etc)?**

Answered: 391 Skipped: 158

Q12 Do you ever use or recommend the Visit Ruapehu Website when deciding what to do in Ruapehu?

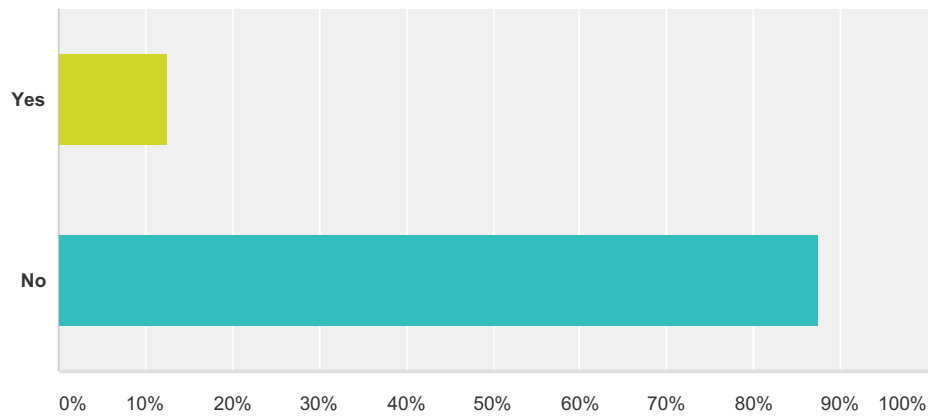
Answered: 421 Skipped: 128



Answer Choices	Responses
Yes	28.50% 120
No	71.50% 301
Total	421

Q13 Do you receive the Visit Ruapehu CONSUMER newsletter?

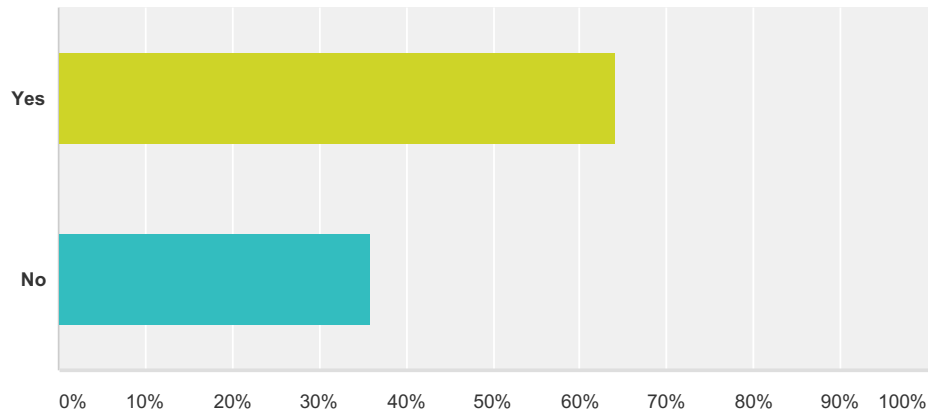
Answered: 415 Skipped: 134



Answer Choices	Responses
Yes	12.53% 52
No	87.47% 363
Total	415

Q14 Would you welcome the opportunity to learn more about what Visit Ruapehu does and/or attend Tourism/community updates?

Answered: 395 Skipped: 154



Answer Choices	Responses
Yes	64.05% 253
No	35.95% 142
Total	395

Q15 Do you have any comments

Answered: 237 Skipped: 312